





































13 100m Individual Medley Women Final

























Official

























13yrs NZR	13yrs NZR	1:05.08	2022-07-29	Milan Glintmeyer MW
14yrs NZR	14yrs NZR	1:03.31	2014-08-01	Gabrielle Fa'amausili AK
15yrs NZR	15yrs NZR	1:01.39	2015-08-13	Gabrielle Fa'amausili AK
16yrs NZR	16yrs NZR	1:01.04	2020-10-08	Laura Littlejohn WK
17yrs NZR	17yrs NZR	1:00.43	2021-12-18	Laura Littlejohn WK
18yrs NZR	18yrs NZR	1:01.39	2013-10-01	Caroline Baddock AK
Open NZR	Open NZR	58.40	2022-12-16	Helena Gasson AK

























Total

























Rank	Competitor	Age	Club	RT	PTS	Result
1	 Glintmeyer ...	16	 Whangapar...			1:03.02 Entry: 1:03.65 -0.63
	25m:		50m: 27.83 (27.83)			
	75m:		100m: 1:03.02 (1:03.02)			
2	 Wieruszow...	18	 Rangitoto C...			1:04.14 Entry: 1:03.47 +0.67
	25m:		50m: 30.25 (30.25)			
	75m:		100m: 1:04.14 (1:04.14)			
3	 Quayle Bridie	17	 Villa Maria ...			1:04.82 Entry: 1:04.54 +0.28
	25m:		50m: 29.50 (29.50)			
	75m:		100m: 1:04.82 (1:04.82)			
4	 Peters Chloe	17	 Sacred Hea...			1:05.13 Entry: 1:04.40 +0.73
	25m:		50m: 29.73 (29.73)			
	75m:		100m: 1:05.13 (1:05.13)			
5	 Tobin Mack...	14	 St Cuthbert'...			1:05.85 Entry: 1:07.98 -2.13
	25m:		50m: 29.82 (29.82)			
	75m:		100m: 1:05.85 (1:05.85)			
6	 Lyles Jade	14	 Crimson Gl...			1:05.93 Entry: 1:07.15 -1.22
	25m:		50m: 30.25 (30.25)			
	75m:		100m: 1:05.93 (1:05.93)			

























7	 Wang Hope	14	 St Cuthbert'...	1:06.01	-1.20
	25m:	50m:	30.84 (30.84)	Entry: 1:07.21	
	75m:	100m:	1:06.01 (1:06.01)		
8	 Tongalea Mila	14	 St Cuthbert'...	1:06.25	-0.78
	25m:	50m:	29.91 (29.91)	Entry: 1:07.03	
	75m:	100m:	1:06.25 (1:06.25)		
9	 Yamagami ...	16	 Botany Do...	1:06.32	-0.20
	25m:	50m:	29.89 (29.89)	Entry: 1:06.52	
	75m:	100m:	1:06.32 (1:06.32)		
10	 Hurley Kate	17	 Wellington ...	1:06.38	-0.53
	25m:	50m:	1:06.38 (1:06.38)	Entry: 1:06.91	
	75m:	100m:			
11	 Maritz Ania	17	 Rangitoto C...	1:06.57	+1.78
	25m:	50m:	30.77 (30.77)	Entry: 1:04.79	
	75m:	100m:	1:06.57 (1:06.57)		
12	 Menzies La...	15	 Rolleston C...	1:06.85	-0.98
	25m:	50m:	29.67 (29.67)	Entry: 1:07.83	
	75m:	100m:	1:06.85 (1:06.85)		
13	 Lin Amber	14	 Rangitoto C...	1:06.98	+0.59
	25m:	50m:	30.67 (30.67)	Entry: 1:06.39	
	75m:	100m:	1:06.98 (1:06.98)		
14	 Lovell Nicola	16	 Marlboroug...	1:07.13	-0.07
	25m:	50m:	31.42 (31.42)	Entry: 1:07.20	
	75m:	100m:	1:07.13 (1:07.13)		
15	 Riley Ariella	17	 Waikato Di...	1:07.32	+0.59
	25m:	50m:	31.58 (31.58)	Entry: 1:06.73	
	75m:	100m:	1:07.32 (1:07.32)		
16	 Bell Millie	17	 St Margaret...	1:07.38	-1.42
	25m:	50m:	29.87 (29.87)	Entry: 1:08.80	
	75m:	100m:	1:07.38 (1:07.38)		
17	 Zhou Karmen	16	 Queen Mar...	1:07.45	-0.05
	25m:	50m:	30.63 (30.63)	Entry: 1:07.50	
	75m:	100m:	1:07.45 (1:07.45)		
18	 Cain-Townl...	17	 Waimea Co...	1:08.10	-0.26
	25m:	50m:	30.35 (30.35)	Entry: 1:08.36	
	75m:	100m:	1:08.10 (1:08.10)		

























19	 Huang Cha...	14	 Kristin School	1:08.16 Entry: 1:08.37 -0.21
	25m:		50m: 31.92 (31.92)	
	75m:		100m: 1:08.16 (1:08.16)	
20	 Thompson ...	17	 Tauranga G...	1:08.43 Entry: 1:10.45 -2.02
	25m:		50m: 30.70 (30.70)	
	75m:		100m: 1:08.43 (1:08.43)	
21	 McLaren A...	18	 Iona College	1:08.47 Entry: 1:09.33 -0.86
	25m:		50m: 30.82 (30.82)	
	75m:		100m: 1:08.47 (1:08.47)	
22	 Vivian Olivia	14	 St Margaret...	1:08.55 Entry: 1:09.22 -0.67
	25m:		50m: 32.29 (32.29)	
	75m:		100m: 1:08.55 (1:08.55)	
23	 Hains Macy	16	 Mt Albert G...	1:08.58 Entry: 1:10.22 -1.64
	25m:		50m: 31.62 (31.62)	
	75m:		100m: 1:08.58 (1:08.58)	
24	 Hunt Isabelle	16	 Wellington ...	1:08.61 Entry: 1:08.85 -0.24
	25m:		50m: 30.68 (30.68)	
	75m:		100m: 1:08.61 (1:08.61)	
25	 Yamagami ...	13	 Botany Do...	1:08.70 Entry: 1:10.44 -1.74
	25m:		50m: 32.00 (32.00)	
	75m:		100m: 1:08.70 (1:08.70)	
26	 McLaren K...	18	 Iona College	1:08.81 Entry: 1:08.47 +0.34
	25m:		50m: 30.86 (30.86)	
	75m:		100m: 1:08.81 (1:08.81)	
27	 Liu Arissa	15	 Pinehurst S...	1:08.98 Entry: 1:07.55 +1.43
	25m:		50m: 30.60 (30.60)	
	75m:		100m: 1:08.98 (1:08.98)	
28	 Winter Heidi	16	 Dunstan Hi...	1:09.29 Entry: 1:07.14 +2.15
	25m:		50m: 30.84 (30.84)	
	75m:		100m: 1:09.29 (1:09.29)	
29	 Stewart Lola	14	 Gisborne G...	1:09.51 Entry: 1:10.63 -1.12
	25m:		50m: 32.99 (32.99)	
	75m:		100m: 1:09.51 (1:09.51)	
30	 Smith Pene	17	 Avonside G...	1:09.57 Entry: 1:08.85 +0.72
	25m:		50m: 30.64 (30.64)	
	75m:		100m: 1:09.57 (1:09.57)	






31	 Skidmore E...	18	 Woodford ...	1:09.63 Entry: 1:07.93 +1.70
	25m:		50m: 31.74 (31.74)	
	75m:		100m: 1:09.63 (1:09.63)	
32	 Smith Lily	15	 Palmerston...	1:09.95 Entry: 1:09.64 +0.31
	25m:		50m: 31.90 (31.90)	
	75m:		100m: 1:09.95 (1:09.95)	
33	 Henare Kaia	16	 Woodford ...	1:09.96 Entry: 1:10.54 -0.58
	25m:		50m: 31.85 (31.85)	
	75m:		100m: 1:09.96 (1:09.96)	
34	 Stanford H...	17	 Napier Girl...	1:10.08 Entry: 1:10.18 -0.10
	25m:		50m: 30.61 (30.61)	
	75m:		100m: 1:10.08 (1:10.08)	
35	 Kennard S...	16	 Spotswood ...	1:10.18 Entry: 1:11.46 -1.28
	25m:		50m: 31.16 (31.16)	
	75m:		100m: 1:10.18 (1:10.18)	
36	 Du Emma	14	 Wentworth ...	1:10.20 Entry: 1:10.38 -0.18
	25m:		50m: 32.35 (32.35)	
	75m:		100m: 1:10.20 (1:10.20)	
37	 Botes Scarl...	15	 Taradale Hi...	1:10.27 Entry: 1:07.98 +2.29
	25m:		50m: 31.90 (31.90)	
	75m:		100m: 1:10.27 (1:10.27)	
38	 Scott Tessa	16	 Waikato Di...	1:10.28 Entry: 1:09.64 +0.64
	25m:		50m: 31.78 (31.78)	
	75m:		100m: 1:10.28 (1:10.28)	
39	 Tukia Elieta	13	 Hamilton Gi...	1:10.58 Entry: 1:13.30 -2.72
	25m:		50m: 32.34 (32.34)	
	75m:		100m: 1:10.58 (1:10.58)	
39	 Sheng Fiona	15	 Sancta Mar...	1:10.58 Entry: 1:12.20 -1.62
	25m:		50m: 31.80 (31.80)	
	75m:		100m: 1:10.58 (1:10.58)	
41	 Sasamoto ...	17	 Gisborne G...	1:10.82 Entry: 1:10.05 +0.77
	25m:		50m: 32.73 (32.73)	
	75m:		100m: 1:10.82 (1:10.82)	
42	 Chaney Talia	16	 Pukekohe ...	1:10.88 Entry: 1:10.79 +0.09
	25m:		50m: 30.73 (30.73)	
	75m:		100m: 1:10.88 (1:10.88)	

43	 Carter Violet	15	 Freyberg Hi...	1:10.91 Entry: 1:10.41 +0.50
	25m:		50m: 33.16 (33.16)	
	75m:		100m: 1:10.91 (1:10.91)	
44	 Mahoney O...	14	 Baradene ...	1:10.92 Entry: 1:09.84 +1.08
	25m:		50m: 32.60 (32.60)	
	75m:		100m: 1:10.92 (1:10.92)	
45	 Kim Lani	14	 Rangitoto C...	1:11.01 Entry: 1:09.07 +1.94
	25m:		50m: 32.17 (32.17)	
	75m:		100m: 1:11.01 (1:11.01)	
46	 Cain-Townl...	16	 Waimea Co...	1:11.06 Entry: 1:11.99 -0.93
	25m:		50m: 31.73 (31.73)	
	75m:		100m: 1:11.06 (1:11.06)	
47	 Hooton Zoe	15	 Orewa Coll...	1:11.22 Entry: 1:09.84 +1.38
	25m:		50m: 31.93 (31.93)	
	75m:		100m: 1:11.22 (1:11.22)	
48	 Leeds Indy	14	 Rangī Ruru...	1:11.50 Entry: 1:11.62 -0.12
	25m:		50m: 32.31 (32.31)	
	75m:		100m: 1:11.50 (1:11.50)	
49	 Lovatt Kiri	16	 Mt Albert G...	1:11.52 Entry: 1:10.73 +0.79
	25m:		50m: 34.97 (34.97)	
	75m:		100m: 1:11.52 (1:11.52)	
50	 Cresswell ...	16	 Hamilton Gi...	1:11.69 Entry: 1:12.03 -0.34
	25m:		50m: 32.51 (32.51)	
	75m:		100m: 1:11.69 (1:11.69)	
51	 Lovell Jessi...	18	 Marlboroug...	1:11.98 Entry: 1:09.19 +2.79
	25m:		50m: 33.54 (33.54)	
	75m:		100m: 1:11.98 (1:11.98)	
51	 Old Keisha	14	 Nelson Coll...	1:11.98 Entry: 1:12.67 -0.69
	25m:		50m: 32.88 (32.88)	
	75m:		100m: 1:11.98 (1:11.98)	
53	 Shi Lisa	16	 Saint Kenti...	1:12.18 Entry: 1:09.14 +3.04
	25m:		50m: 33.25 (33.25)	
	75m:		100m: 1:12.18 (1:12.18)	
54	 Fisher Tandia	14	 Villa Maria ...	1:12.38 Entry: 1:09.89 +2.49
	25m:		50m: 33.24 (33.24)	
	75m:		100m: 1:12.38 (1:12.38)	

54	 Bradford Lara	15	 Cromwell C...	1:12.38 Entry: 1:11.15 +1.23
	25m:		50m: 33.12 (33.12)	
	75m:		100m: 1:12.38 (1:12.38)	
56	 Coverdale ...	13	 Mt Albert G...	1:12.44 Entry: 1:14.25 -1.81
	25m:		50m: 32.40 (32.40)	
	75m:		100m: 1:12.44 (1:12.44)	
57	 Zhou Camille	14	 Whitby Coll...	1:12.52 Entry: 1:12.86 -0.34
	25m:		50m: 32.22 (32.22)	
	75m:		100m: 1:12.52 (1:12.52)	
58	 Rudge Zya...	15	 Lytton High...	1:12.55 Entry: 1:12.69 -0.14
	25m:		50m: 31.97 (31.97)	
	75m:		100m: 1:12.55 (1:12.55)	
58	 Li Renee	14	 Glendowie ...	1:12.55 Entry: 1:12.21 +0.34
	25m:		50m: 34.31 (34.31)	
	75m:		100m: 1:12.55 (1:12.55)	
60	 Drennan Ai...	15	 Rangi Ruru...	1:12.68 Entry: 1:12.74 -0.06
	25m:		50m: 32.25 (32.25)	
	75m:		100m: 1:12.68 (1:12.68)	
61	 Latu Briana	17	 Gisborne G...	1:12.80 Entry: 1:10.16 +2.64
	25m:		50m: 34.16 (34.16)	
	75m:		100m: 1:12.80 (1:12.80)	
62	 Van Vliet M...	15	 Tauranga G...	1:12.95 Entry: 1:13.03 -0.08
	25m:		50m: 32.10 (32.10)	
	75m:		100m: 1:12.95 (1:12.95)	
63	 D'Ath Nicola	15	 Cambridge ...	1:13.04 Entry: 1:12.26 +0.78
	25m:		50m: 33.86 (33.86)	
	75m:		100m: 1:13.04 (1:13.04)	
64	 Willoughby ...	15	 Gisborne G...	1:13.18 Entry: 1:11.53 +1.65
	25m:		50m: 32.52 (32.52)	
	75m:		100m: 1:13.18 (1:13.18)	
65	 Salmons Al...	15	 ACG Taura...	1:13.24 Entry: 1:11.78 +1.46
	25m:		50m: 34.11 (34.11)	
	75m:		100m: 1:13.24 (1:13.24)	
66	 Willoughby ...	13	 Gisborne G...	1:13.28 Entry: 1:15.72 -2.44
	25m:		50m: 32.43 (32.43)	
	75m:		100m: 1:13.28 (1:13.28)	

67	 McCutcheo...	14	 Central Ha...	1:13.39 Entry: 1:12.85 +0.54
	25m:		50m: 33.13 (33.13)	
	75m:		100m: 1:13.39 (1:13.39)	
68	 Zhu Chelsea	13	 St Cuthbert'...	1:13.40 Entry: 1:15.29 -1.89
	25m:		50m: 33.26 (33.26)	
	75m:		100m: 1:13.40 (1:13.40)	
69	 Wright Mac...	13	 Kapiti College	1:13.63 Entry: 1:14.81 -1.18
	25m:		50m: 33.57 (33.57)	
	75m:		100m: 1:13.63 (1:13.63)	
70	 Spalding In...	14	 Aotea Colle...	1:13.82 Entry: 1:10.58 +3.24
	25m:		50m: 32.86 (32.86)	
	75m:		100m: 1:13.82 (1:13.82)	
71	 Yarrell-Stev...	14	 Diocesan S...	1:13.83 Entry: 1:12.47 +1.36
	25m:		50m: 34.72 (34.72)	
	75m:		100m: 1:13.83 (1:13.83)	
72	 Tegmann C...	14	 Pukekohe ...	1:13.93 Entry: 1:12.68 +1.25
	25m:		50m: 33.51 (33.51)	
	75m:		100m: 1:13.93 (1:13.93)	
73	 Fritchley Ella	13	 Woodford ...	1:14.01 Entry: 1:15.08 -1.07
	25m:		50m: 34.39 (34.39)	
	75m:		100m: 1:14.01 (1:14.01)	
74	 Church Ayla	14	 ACG Strath...	1:14.03 Entry: 1:14.11 -0.08
	25m:		50m: 32.03 (32.03)	
	75m:		100m: 1:14.03 (1:14.03)	
75	 Lam Ashley	13	 Botany Do...	1:14.04 Entry: 1:15.70 -1.66
	25m:		50m: 34.81 (34.81)	
	75m:		100m: 1:14.04 (1:14.04)	
76	 Karpik Geo...	13	 Diocesan S...	1:14.06 Entry: 1:17.84 -3.78
	25m:		50m: 35.42 (35.42)	
	75m:		100m: 1:14.06 (1:14.06)	
77	 Dorricott R...	13	 Whanganui...	1:14.16 Entry: 1:14.16
	25m:		50m: 34.02 (34.02)	
	75m:		100m: 1:14.16 (1:14.16)	
78	 Ericson Ma...	13	 Rangi Ruru...	1:14.21 Entry: 1:13.80 +0.41
	25m:		50m: 34.56 (34.56)	
	75m:		100m: 1:14.21 (1:14.21)	

79	 Spooner K...	13	 Rolleston C...	1:14.65 Entry: 1:15.81 -1.16
	25m:		50m: 33.57 (33.57)	
	75m:		100m: 1:14.65 (1:14.65)	
80	 Searle Ame...	14	 Albany Juni...	1:14.70 Entry: 1:12.28 +2.42
	25m:		50m: 33.86 (33.86)	
	75m:		100m: 1:14.70 (1:14.70)	
81	 Whyte Tam...	14	 Palmerston...	1:15.22 Entry: 1:14.47 +0.75
	25m:		50m: 34.48 (34.48)	
	75m:		100m: 1:15.22 (1:15.22)	
82	 Yee Giselle	13	 John Paul ...	1:15.55 Entry: 1:16.85 -1.30
	25m:		50m: 33.04 (33.04)	
	75m:		100m: 1:15.55 (1:15.55)	
83	 Daly Harriett	14	 Nelson Coll...	1:15.58 Entry: 1:12.69 +2.89
	25m:		50m: 34.90 (34.90)	
	75m:		100m: 1:15.58 (1:15.58)	
84	 McManus V...	14	 St Mary's C...	1:15.77 Entry: 1:10.60 +5.17
	25m:		50m: 33.42 (33.42)	
	75m:		100m: 1:15.77 (1:15.77)	
85	 Chin Hailey	13	 Epsom Girl...	1:15.88 Entry: 1:17.13 -1.25
	25m:		50m: 35.19 (35.19)	
	75m:		100m: 1:15.88 (1:15.88)	
86	 Dettling Ma...	13	 Western Sp...	1:15.95 Entry: 1:14.86 +1.09
	25m:		50m: 33.50 (33.50)	
	75m:		100m: 1:15.95 (1:15.95)	
87	 Mills Meeka	13	 Pukekohe ...	1:16.64 Entry: 1:13.66 +2.98
	25m:		50m: 33.11 (33.11)	
	75m:		100m: 1:16.64 (1:16.64)	
88	 Dehon Cle...	13	 Epsom Girl...	1:17.30 Entry: 1:14.16 +3.14
	25m:		50m: 36.80 (36.80)	
	75m:		100m: 1:17.30 (1:17.30)	
89	 Blakemore ...	14	 Bethlehem ...	1:17.34 Entry: 1:13.62 +3.72
	25m:		50m: 35.72 (35.72)	
	75m:		100m: 1:17.34 (1:17.34)	
90	 Watt Keira	13	 St Andrew's...	1:17.88 Entry: 1:16.03 +1.85
	25m:		50m: 34.57 (34.57)	
	75m:		100m: 1:17.88 (1:17.88)	

91	 Warmenho...	13	 Taranaki Di...	1:18.13 Entry: 1:17.65 +0.48
	25m: 75m:		50m: 35.30 (35.30) 100m: 1:18.13 (1:18.13)	
92	 Lichtwark A...	13	 Bethlehem ...	1:21.25 Entry: 1:14.35 +6.90
	25m: 75m:		50m: 36.21 (36.21) 100m: 1:21.25 (1:21.25)	
-	 Skidmore ...	15	 Woodford ...	DNS
-	 Jury Macke...	14	 Mt Maunga...	DNS